

# PROFILES H3 PRE-PRIMED

## QLD

### FASCIAS

**CLR** 180mm x 25mm



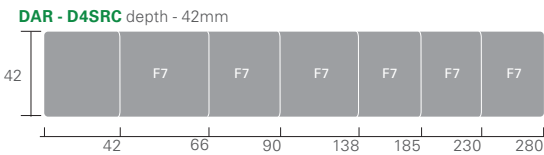
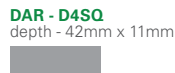
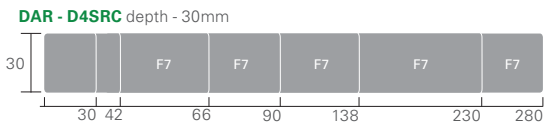

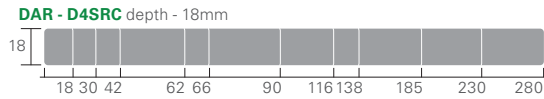
**CLR** 180mm x 30mm



**CLR** 230mm x 30mm



### BOARDS



### DOOR JAMBS

**NR** 138mm x 30mm



**NR** 163mm x 30mm



**SINGLE** 138mm x 30mm



**SINGLE** 163mm x 30mm



**DOUBLE** 138mm x 30mm



**DOUBLE** 163mm x 30mm



### HAND RAILS, MIDDLE RAILS & BOTTOM RAILS

**HAND RAIL HR1**  
63mm x 65mm



**HAND RAIL HR2**  
63mm x 65mm



**HAND RAIL HR5**  
88mm x 42mm



**HAND RAIL HR1 NR**  
63mm x 65mm



**HAND RAIL HR2 NR**  
63mm x 65mm



**MIDDLE RAIL MR3**  
66mm x 42mm



**MIDDLE RAIL MR4 GROOVED**  
66mm x 42mm



**BOTTOM RAIL BR2**  
65mm x 30mm



**BOTTOM RAIL BR7**  
65mm x 42mm



**BOTTOM RAIL BR8**  
65mm x 30mm



### LINING

**TGV PATTERN 302** 138mm x 11mm



**TGV PATTERN 302** 138mm x 18mm



**TGV PATTERN 321** 138mm x 11mm



### CLADDING

**WEATHERBOARD CLASSIC REBATED BEVELBACK** 138mm x 18mm



**WEATHERBOARD CLASSIC REBATED BEVELBACK** 185mm x 18mm



**WEATHERBOARD COLONIAL** 185mm x 19mm



**WEATHERBOARD COLONIAL** 138mm x 19mm



### POSTS

**GL8** 2mm  
Round Corners  
88mm x 88mm



**GL8** 2mm  
Round Corners  
112mm x 112mm



**GL8** 2mm  
Round Corners  
135mm x 135mm



**GL8** 2mm  
Round Corners  
185mm x 185mm



### BEAMS

**GL10**  
140mm x 65mm



**GL10**  
180mm x 65mm



**GL10**  
240mm x 65mm



**GL10**  
280mm x 65mm



### MOULDINGS

**QUAD** 18mm



**QUAD** 23mm



**EXTERNAL CORNER MOULD**  
42mm x 42mm




**SCOTIA**  
30mm x 30mm



## Why choose Claymark Tru-Pine?

- ✓ Strong and durable
- ✓ H3 Hazard Class Protection
- ✓ Pre-Primed
- ✓ Defect free
- ✓ Strict quality control
- ✓ Proven history
- ✓ Plantation pine

**Premium quality timber ideal for above ground, outdoor use, structurally graded, smooth, dressed finish for easy painting. Available in an extensive range of sizes. The perfect finish for your outdoor living.**



**PROUDLY  
DISTRIBUTED BY**



**Ingrained Precision**

**in everything we do**

### Usage

Claymark Tru-Pine is a premium exterior treated timber for above ground use only. Ensure a timber clearance of 100mm above paved surfaces or 175mm above finished ground level is maintained.

### Treatment

Claymark Tru-Pine achieves a H3 Hazard Class protection rating through treatment with an advanced organic treatment using LOSP (Light Organic Solvent Preservative) that protects against fungal decay and insect attack.

### Fittings

Use hot-dip galvanised nails, screws, bolts and brackets in general locations. For coastal conditions subject to sea spray use stainless steel.

### Sealing

During the installation process all exposed unprimed surfaces resulting from cut ends, mitres, notching, boring, punched nail holes or similar should be resealed with a suitable acrylic or oil-based premium exterior timber primer.

### Painting Specification

1. Spot prime and putty all nail holes.
2. Ensure primed surfaces are clean and free from contaminants such as dust, grease or mildew.
3. Apply a minimum of two full coats of premium acrylic exterior house paint to recommended film thickness

For a better finish and extended paint durability we recommend the application of one full coat of premium quality OIL BASED primer undercoat.

Use colours that have a Light Reflective Value (LRV) of 45 to 100 (100 being pure white). Colours with a LRV of 44 to 0 (0 being pure black) progressively generate extreme surface heat when exposed to direct sunlight and can cause resin bleed, shrinkage, distortion and cracking. It will also reduce the service life of the paint coatings.

### Storage

Store the product in a dry environment away from damp ground until use. Kiln-dried Radiata Pine timber is hygroscopic and will absorb moisture in a damp environment and release it in a dry environment. If timber absorbs moisture, some dimensional swelling will occur.

### Health & Safety

Tru-Pine treated products are safe to handle using normal timber handling precautions.

### Technical Data & Installation Guide

Please refer to the Building Code of Australia guidelines or your local building authority/council to ensure correct construction practices are followed.

Tru-Pine meets Service Class 3/AS5068 standards for structural products.

Visit [www.claymark.co.nz](http://www.claymark.co.nz) for technical specifications, product information guides, span tables, application guides and warranties.